



The Classroom Research

Researcher : Mrs.Pannee Tangjaidee

The Title of the research

**Using “Movement Technique”
to Develop Grade 1 Students’
Reading and Writing Skills**



Research Background


I observed that some students were not able to meet the Thai language reading and writing requirements.

Out of concern for my students, I tried to find a new technique to help them improved their reading and writing.



I divided the research into four main steps.

1. Established the level of reading and writing abilities of Thai language in my classroom.

A white building with arched windows and palm trees under a blue sky. The building has a prominent arched entrance and a smaller arched window to the right. Several palm trees are in the foreground, and the sky is bright blue with some light clouds. The text is overlaid on the left side of the image.

2. Developed the Movement Technique to improve the students' abilities of reading and writing Thai language.

A photograph of a white building with a large arched entrance and a window, surrounded by palm trees, under a blue sky with clouds. The text is overlaid on the image.

3. Practiced reading and writing Thai language with the students using the Movement Technique.

4. Evaluated the students' ability to read and write Thai language following the implementation of the Movement Technique.

The background of the slide features a photograph of a white, classical-style building with a prominent arched entrance and a window. The building is surrounded by lush greenery, including several palm trees. The sky is a clear, bright blue with some light clouds. The text is overlaid on the upper portion of the image.

Research question:

Could the Movement Technique help my students to improve their abilities to read and write Thai language?



Conceptual Framework

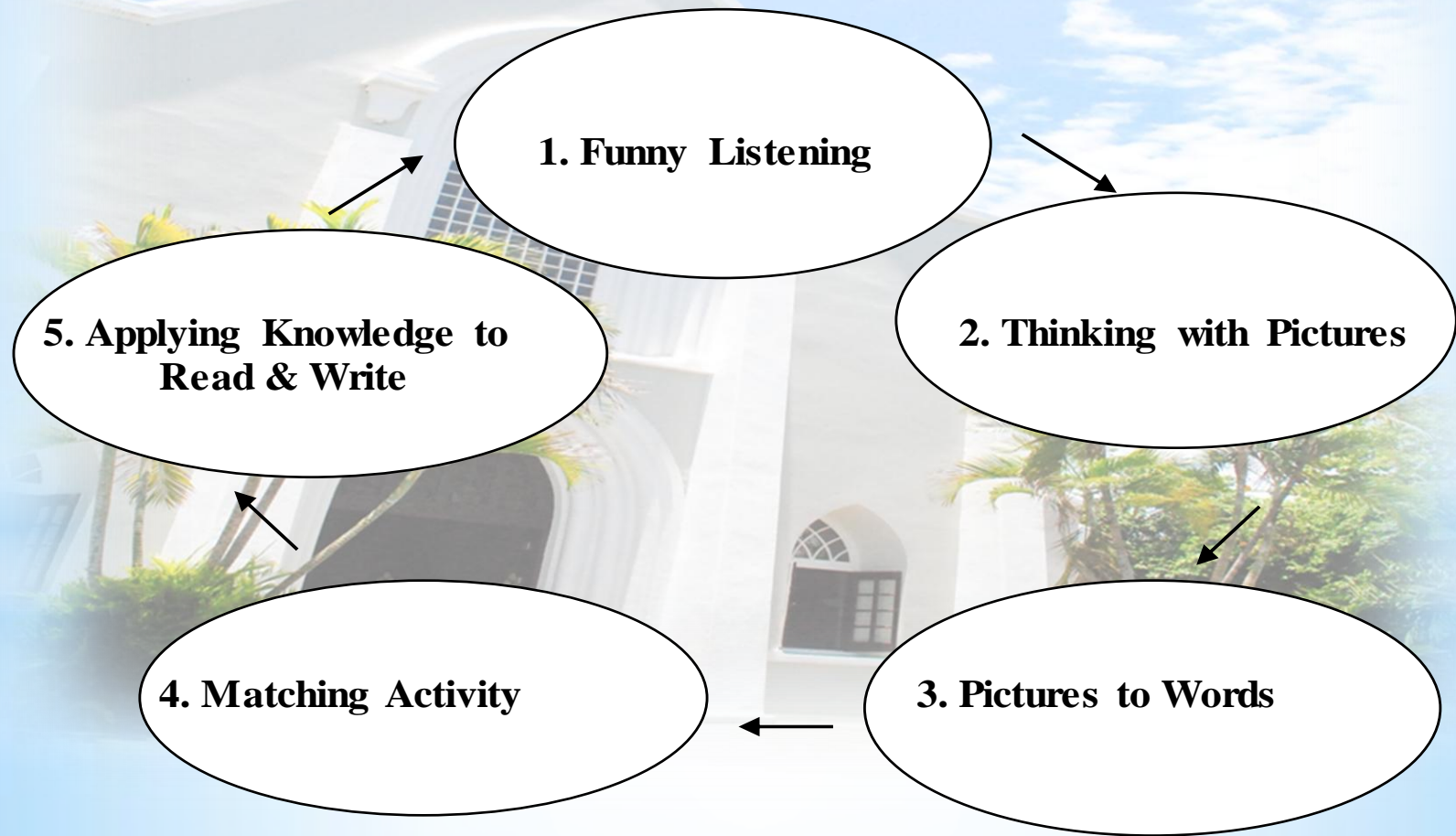
The purpose of this research was to help Grade 1 students improve their abilities to read and write Thai language using the Movement Technique

Research purpose:

To help students improve their abilities to read and write Thai language.



5 steps of the Movement Technique



Individual Outcomes of the Movement Technique

1. Funny Listening

Students were engaged and increasing comprehension levels.


2. Thinking with Pictures

Students' verbal memory and critical thinking skills were developed as they remembered the vocabulary.

3. Pictures to Words

Students engaged in verbal and written word association.

4. Word picture matching



Students engaged in critical thinking and explored kinesthetic learning in a fun, socially rewarding way.

5. Applying Knowledge to Read and Write



Students rely on visual and kinesthetic clues to transform their reading ability in to written form.



Research Methodology

The study group of this research was 38 grade 1 students in classroom 1/10 at The Prince Royal's College Chiang Mai, Thailand during the year 2009.

The research instruments are:

1. The Movement Technique

2. Thai language reading and writing pre-post test.



3. The behavior observation while using Movement Technique.

4. The exercises of Thai language reading and writing



The statistical data was percentages.



A photograph of a white, classical-style building with arched windows and doorways. Several palm trees are in the foreground, and the sky is bright blue with light clouds. The text is overlaid on the left side of the image.

**At Prince Royal's College,
Thai language was taught
five periods a week,
one period each day.**



1st period

**Students listened
and read alone.**

2nd period

**Students listened
and read together.**

3rd period

**Students listened,
read and spelled.**

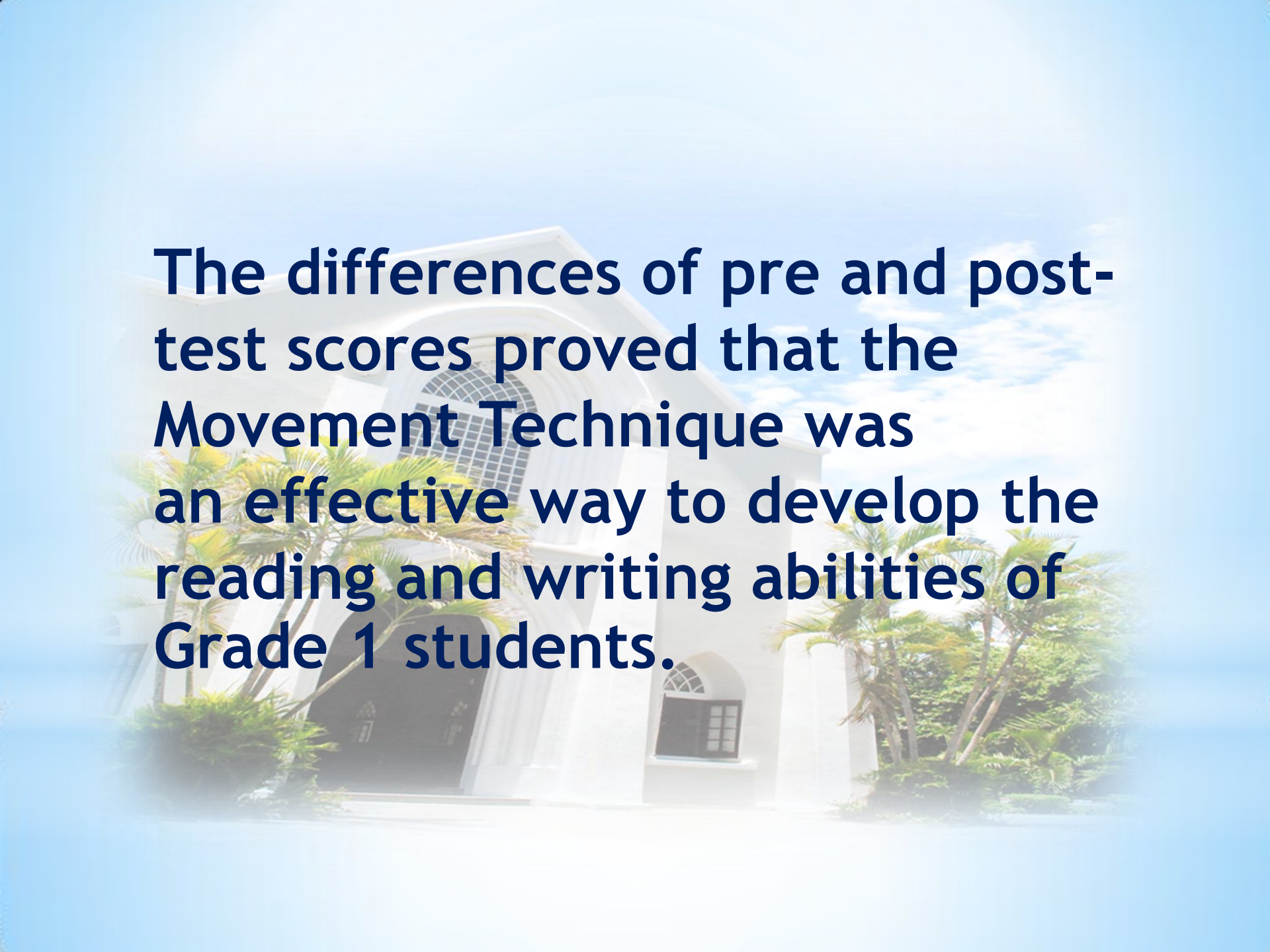
A white building with a large arched window and palm trees in the foreground. The building has a prominent arched window with a grid pattern. The scene is set against a blue sky with light clouds. The text is overlaid on the image.

4th period Students read together,
spelled and learned
Thai grammar.

5th period Students read together
and learned Thai
grammar.

Research Results

The results showed that all of the students who participated in this study case were able to improve their abilities to read and write Thai language.



The differences of pre and post-test scores proved that the Movement Technique was an effective way to develop the reading and writing abilities of Grade 1 students.

Conclusion

Graph 1

The results of Thai reading pre and post test scores



Graph 1

The results of the Thai reading pre and post test scores

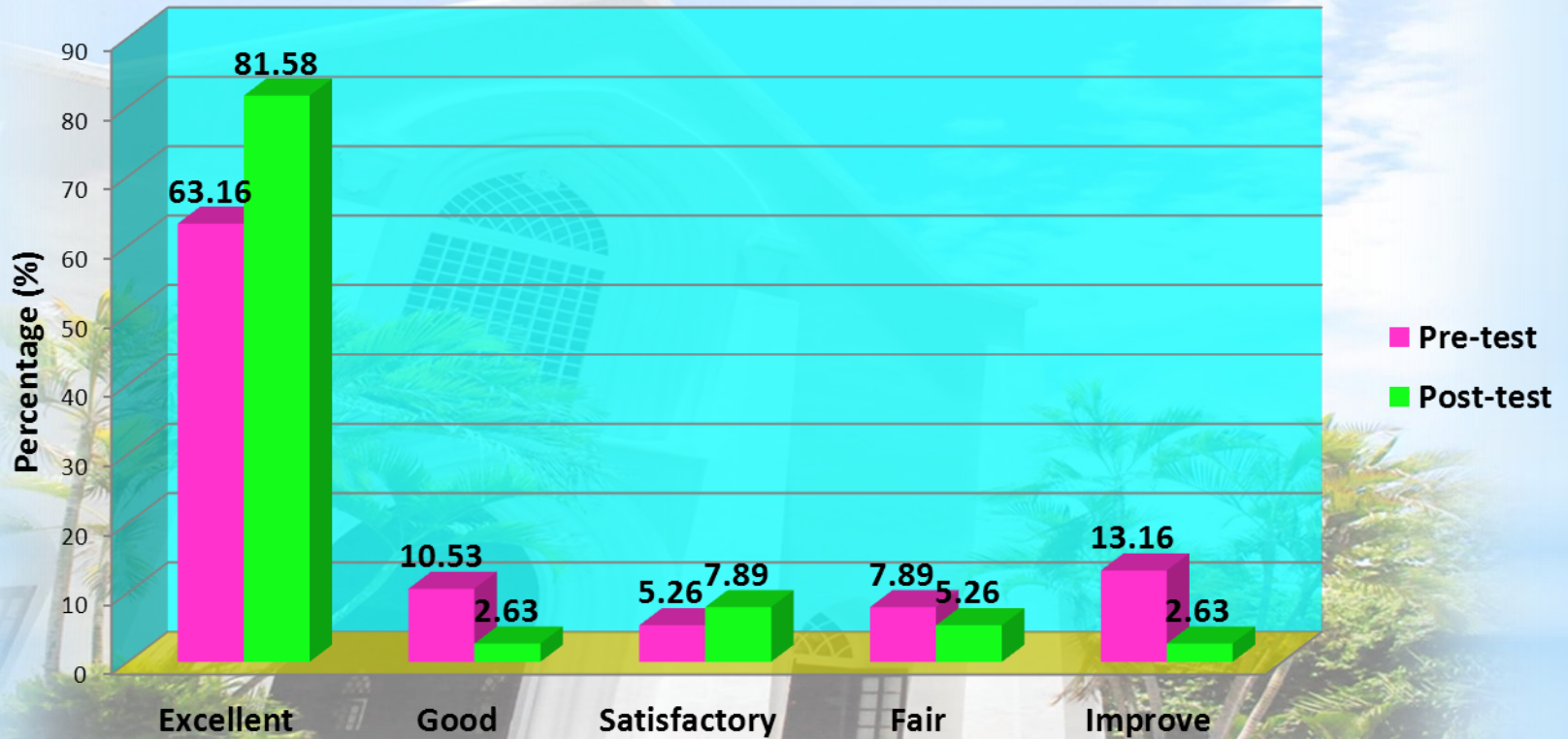


Table1 The results of Thai reading pre and post test scores.

Level and rubrics	pre test		post test		different
	sum	percent	sum	percent	
Level 5 Excellent (90-100 words)	24	63.16	31	81.58	up 7
Level 4 Good (80-89 words)	4	10.53	1	2.63	down 3
Level 3 Satisfactory (70-79 words)	2	5.26	3	7.89	up 1
Level 2 Fair (50-69 words)	3	7.89	2	5.26	down 1
Level 1 Needs Improvement (lower than 50 words)	5	13.16	1	2.63	down 4
Total	38	100.00	38	100.00	-

Graph 2

The results of Thai writing pre and post test scores



Graph 2

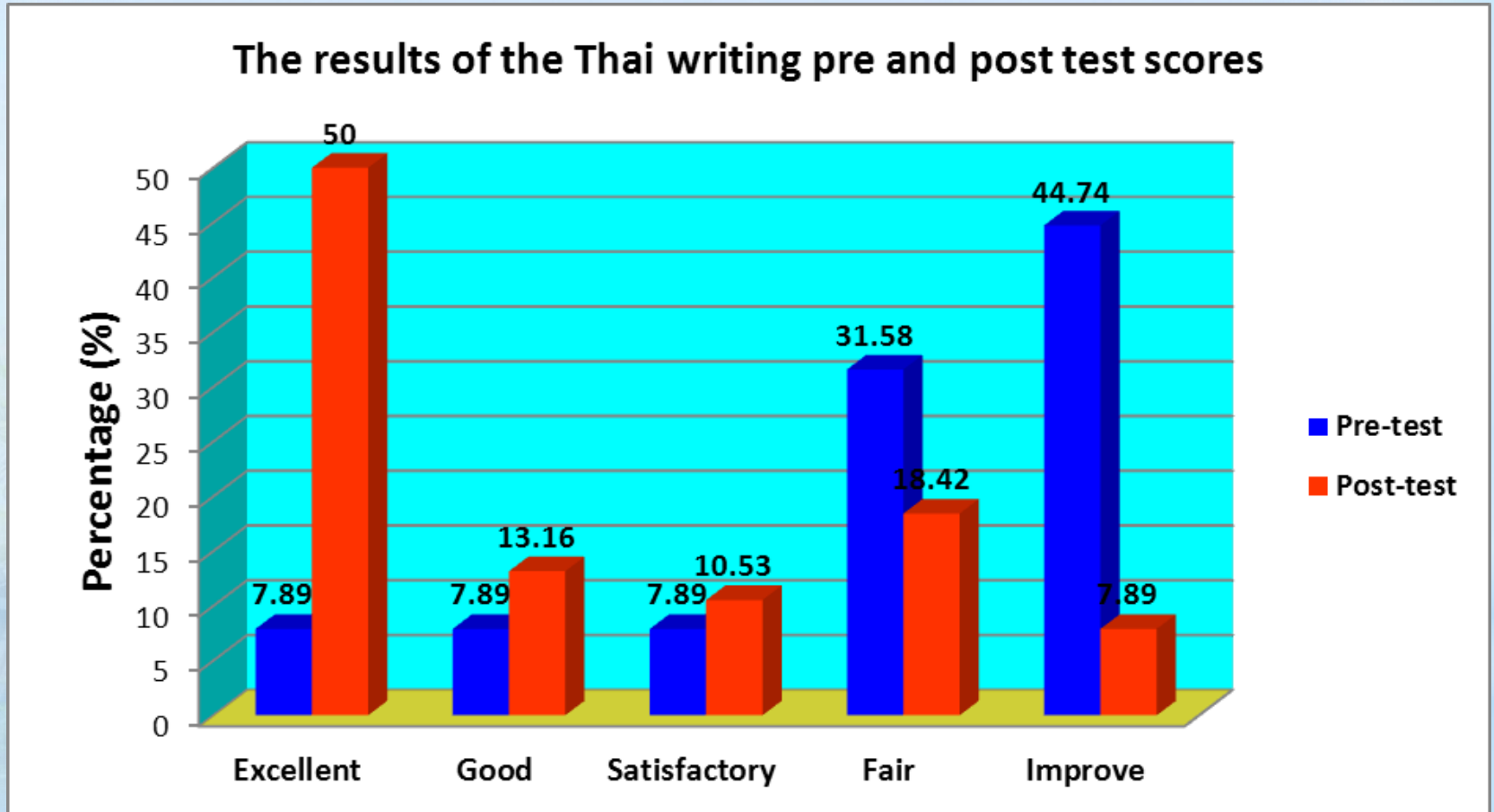
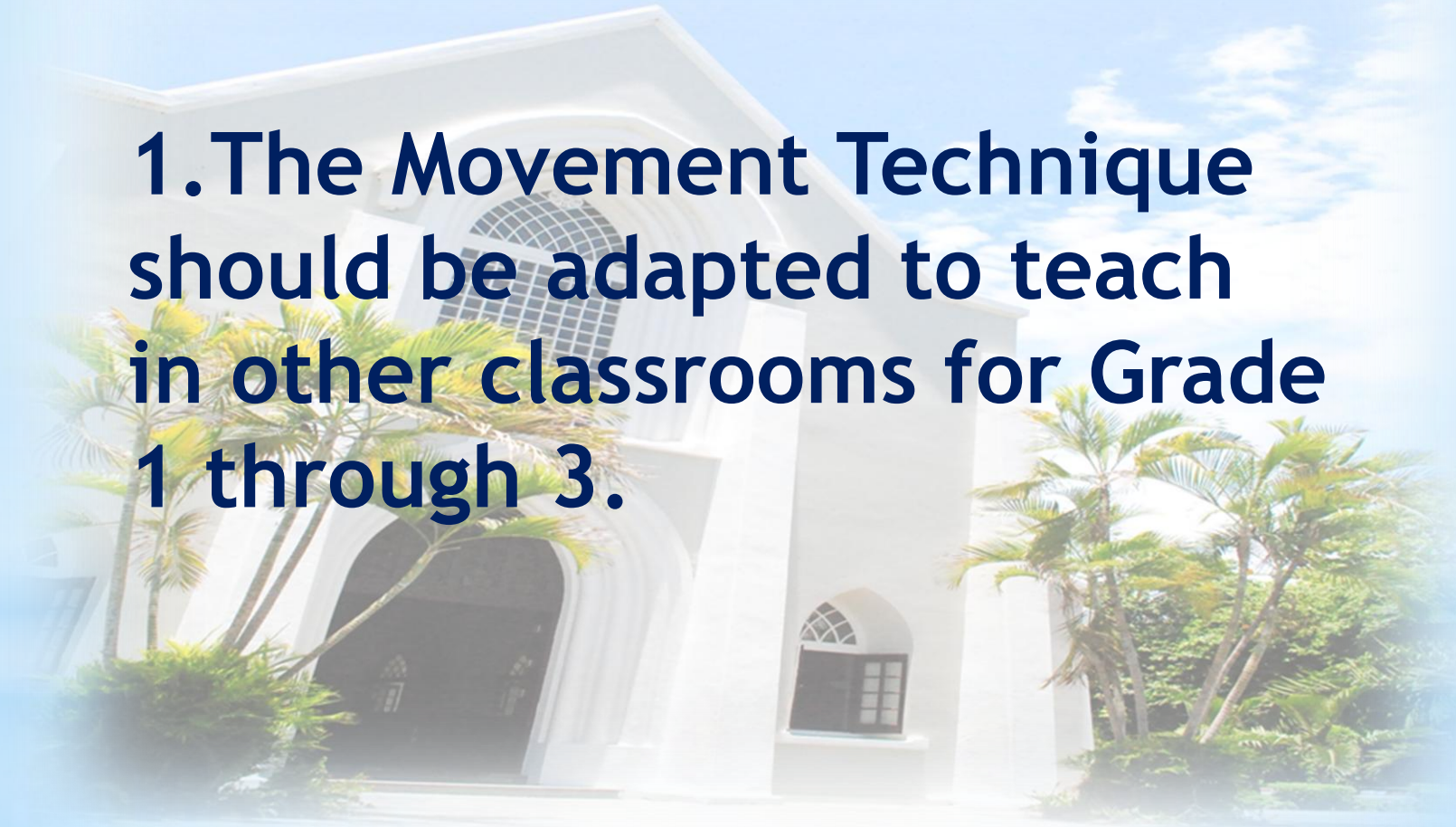


Table 2 The results of Thai writing pre and post test scores.

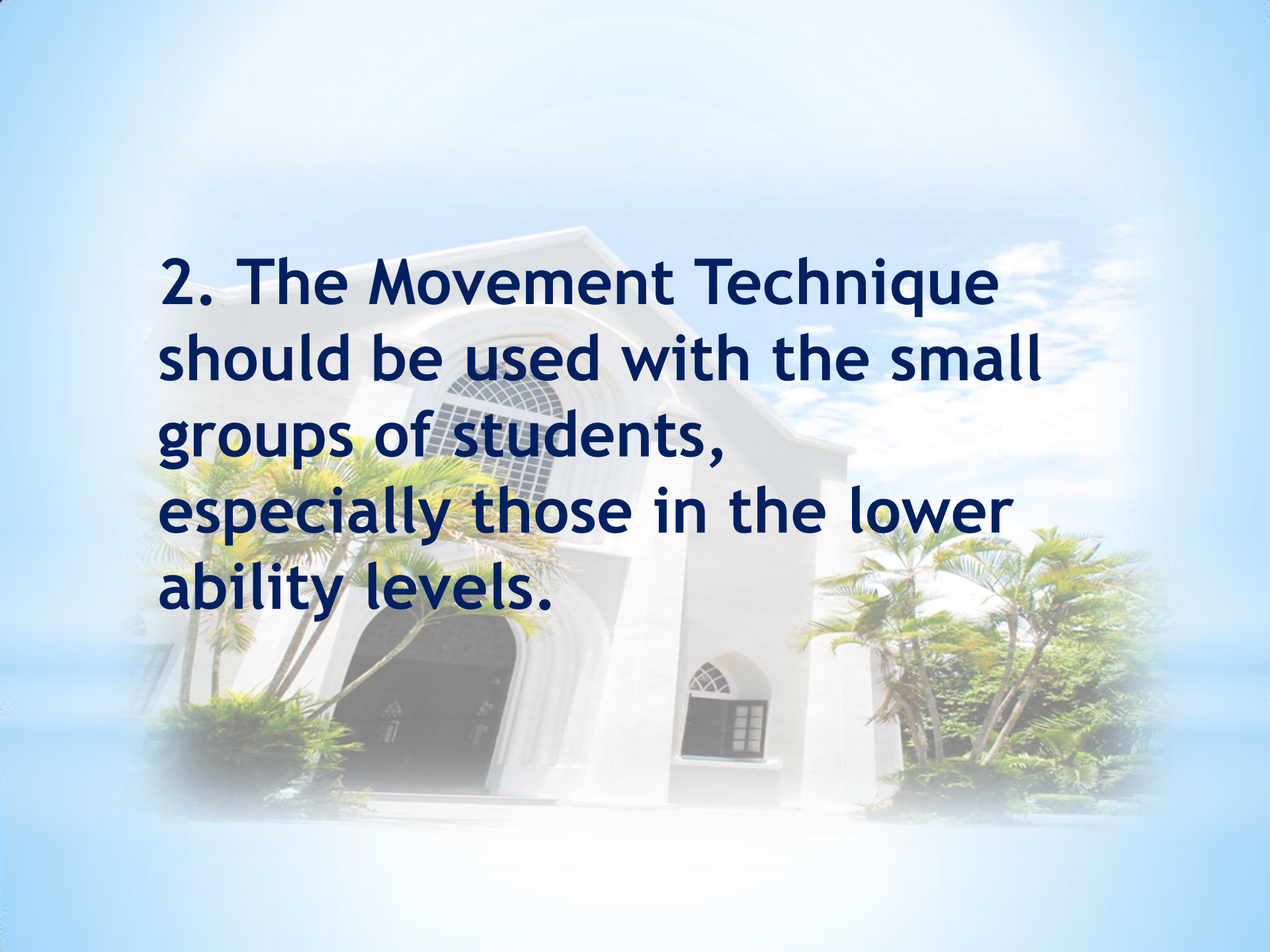
Level and rubrics	pre test		post test		different
	sum	percent	sum	percent	
Level 5 Excellent (90-100 words)	3	7.89	19	50.0	up 16
Level 4 Good (80-89 words)	3	7.89	5	13.16	up 2
Level 3 Satisfactory (70-79 words)	3	7.89	4	10.53	up 1
Level 2 Fair (50-69 words)	12	31.58	7	18.42	down 5
Level 1 Needs Improvement (lower than 50 words)	17	44.74	3	7.89	down 14
Total	38	100.00	38	100.00	-

Recommendations

1. The Movement Technique should be adapted to teach in other classrooms for Grade 1 through 3.



2. The Movement Technique should be used with the small groups of students, especially those in the lower ability levels.

A white building with a large arched entrance and a window, surrounded by palm trees, under a blue sky with clouds. The building has a prominent arched entrance and a window with a small arched top. The scene is set against a bright blue sky with scattered white clouds. The overall image has a soft, slightly faded appearance, giving it a clean and professional look.



3. The Movement Technique could be adapted to teach in other subjects like Social study or History.

Teachers change pictures and words to any that were relevant to the subject being taught.

A group of children in school uniforms and a teacher standing in a forest. The children are wearing green shirts and blue pants. The teacher is wearing a dark jacket. They are all smiling and looking towards the camera. The background is a lush green forest with many trees and plants.

Thank you
For your attentions

Panee Tangjaidee

The Prince Royal's college

Chiang Mai Thailand

We
are
royal
son of
P.R.C.



GOOD BYE
GOOD BYE